



# 2009-2010 GMT Quarterly Report for District (or Undistricted) **District 103 C**

**GMT: JACQUES 'JACK' VERBEKE**

**Location: FRANCE**

**GMT CA: 4**

## CLUBS

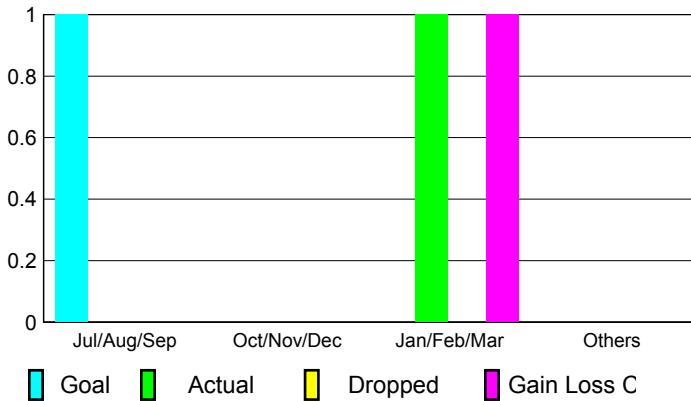
<b>Club Results</b>
<b>2009-2010</b>

<b>Clubs</b>
<b>2008-2009</b>

Month	New Club Goal	Actual New Clubs	Actual Dropped Clubs	Gain/Loss of Clubs	Gain/Loss of Clubs
Jul/Aug/Sep	1	0	0	0	0
Oct/Nov/Dec	0	0	0	0	0
Jan/Feb/Mar	0	1	0	1	1
Apr/May/Jun	0	0	0	0	0
<b>Totals</b>	<b>1</b>	<b>1</b>	<b>0</b>	<b>1</b>	<b>1</b>

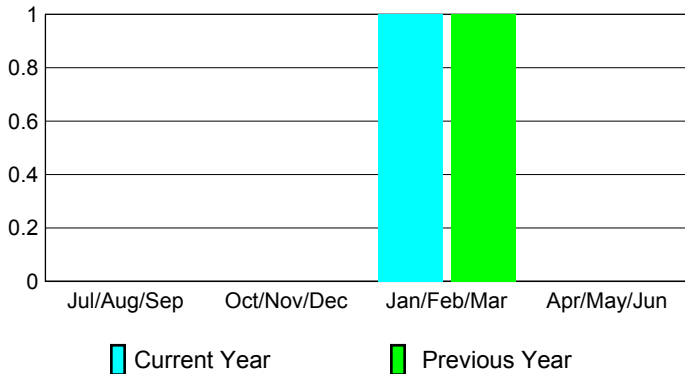
### Club Results 2009-2010

Goal, New, Dropped, Gain/Loss



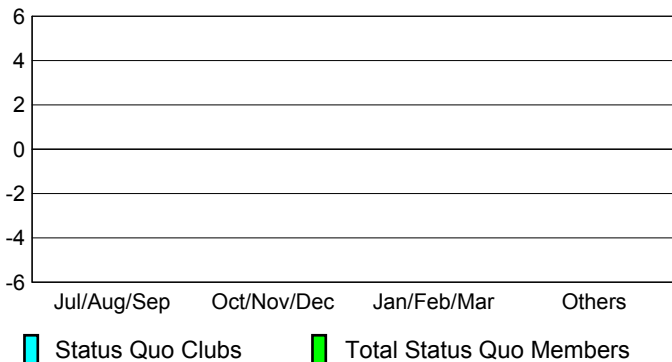
### Comparison of Club Gain/Loss

Current Year Compared to the Previous Year



### YTD Status Quo Clubs 2009-2010

Status Quo Clubs Compared to Status Quo Members



## MEMBERSHIP

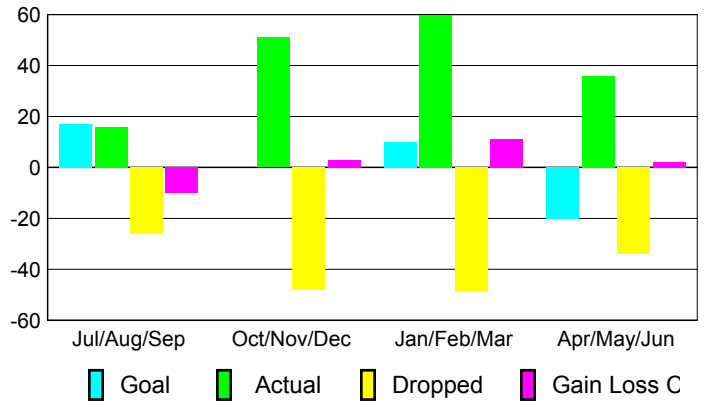
<b>Membership Results</b>
<b>2009-2010</b>

<b>Membership</b>
<b>2008-2009</b>

Month	Net Memb Goal	Actual New Memb	Actual Dropped Memb	Gain/Loss of Memb	Gain/Loss of Memb
Jul/Aug/Sep	17	16	-26	-10	-26
Oct/Nov/Dec	0	51	-48	3	-13
Jan/Feb/Mar	10	60	-49	11	11
Apr/May/Jun	-20	36	-34	2	-1
<b>Totals</b>	<b>7</b>	<b>163</b>	<b>-157</b>	<b>6</b>	<b>-29</b>

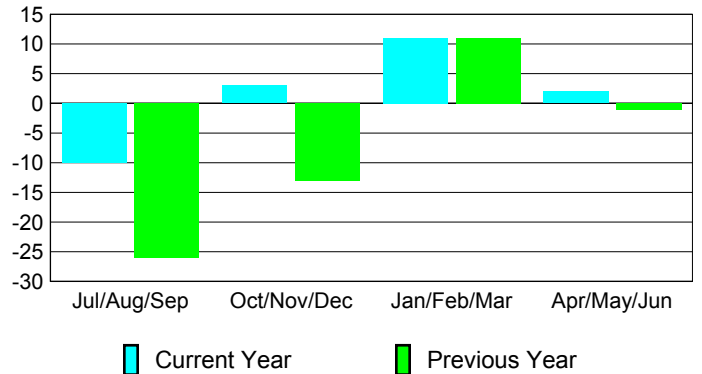
### Membership Results 2009-2010

Goal, New, Dropped, Gain/Loss

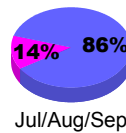


### Comparison of Membership Gain/Loss

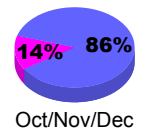
Current Year Compared to the Previous Year



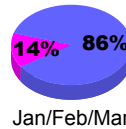
### Gender Comparison 2009-2010



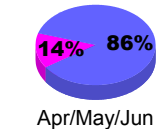
Jul/Aug/Sep



Oct/Nov/Dec



Jan/Feb/Mar



Apr/May/Jun

■ Male

■ Female